

















1. Is your organization headquartered in the Tampa Bay region or elsewhere?

		Response Percent	Response Count
Tampa Bay (within Citrus, Hernando, Pasco, Pinellas, Hillsborough, Polk, Manatee, or Sarasota County)		84.0%	121
Elsewhere		16.0%	23
answered question			144
skipped question			2










2. How many total employees (worldwide) does your organization have?

		Response Percent	Response Count
<20		43.1%	62
21 - 49		10.4%	15
50 - 100		3.5%	5
101-500		11.1%	16
501-1,000		9.0%	13
1,001 - 5,000		7.6%	11
>5,001		15.3%	22
answered question			144
skipped question			2

















3. How many employees are working in the Tampa Bay area (Citrus, Hernando, Pasco, Polk, Hillsborough, Pinellas, Manatee, Sarasota counties)?






		Response Percent	Response Count
<20		46.9%	67
21 - 49		9.8%	14
50 – 100		7.7%	11
101-500		14.0%	20
501-1,000		8.4%	12
1,001 – 5,000		9.1%	13
>5,001		4.2%	6
answered question			143
skipped question			3

4. What is your organization's total revenue?





		Response Percent	Response Count
<\$1mil		34.8%	46
\$1 mil - \$5 mil		18.9%	25
\$5 mil - \$10 mil		7.6%	10
\$10 mil - \$25 mil		7.6%	10
\$25 mil - \$50 mil		4.5%	6
\$50 mil - \$100 mil		3.0%	4
\$100 mil - \$500 mil		6.8%	9
\$500 mil - \$1 bil		3.0%	4
>\$1 bil		13.6%	18
		answered question	132
		skipped question	14

5. In what industry is your organization generally categorized:




		Response Percent	Response Count
Advertising/Branding/Marketing		2.9%	4
Apparel/Textiles/Fashions		0.0%	0
Automobiles/Trucks		0.0%	0
Banking/Finance		3.6%	5
Biotechnology		0.0%	0
Business Services		5.0%	7
Education		6.5%	9
Health Care/Pharmaceuticals		8.6%	12
Careers/Employment/Human Resources		0.0%	0
Chemicals/Coatings/Plastics		0.0%	0
Computers, Internet & E-Commerce		0.7%	1
Consulting		11.5%	16
Construction		5.0%	7
Engineering		5.0%	7
Entertainment & Media		2.9%	4
Food, Beverages, Tobacco		1.4%	2
Insurance & Risk Management		0.7%	1
Investment & Securities		0.7%	1
Non-Profit		17.3%	24
Real Estate (Commercial and Residential)		3.6%	5
Retail		3.6%	5
Sports		0.0%	0

Technology		3.6%	5
Telecommunications/Cellular/Wireless		0.0%	0
Transportation		1.4%	2
Travel and Hospitality		0.7%	1
Government		12.9%	18
Utilities/Energy		2.2%	3
answered question			139
skipped question			7



6. What is your role within your organization?

		Response Percent	Response Count
CEO/President		71.0%	66
Human Resources Director/Manager/ Benefits Manager		12.9%	12
Communications Director/Manager		14.0%	13
CFO/Finance Director/Manager		2.2%	2
Other (please specify)			51
answered question			93
skipped question			53







7. For purposes of verifying that each survey response is from a unique organization, we would prefer to have your contact information, however, this is not required. (OPTIONAL QUESTION)

		Response Percent	Response Count
Name:		97.9%	92
Company:		98.9%	93
Email:		95.7%	90
answered question			94
skipped question			52







8. If you provided your contact information, would you be willing to be contacted in the event we have follow-up questions or would like to highlight your organization in our final report?

		Response Percent	Response Count
Yes		78.7%	85
No		21.3%	23
answered question			108
skipped question			38




9. Comparing 2008 to 2009, were health care expenditures made by your organization (in terms of insurance premiums or actual medical expenses for self-insured organizations) higher or lower and by approximately how much?

		Response Percent	Response Count
Lower by 1-15%		6.5%	8
About the same		16.9%	21
Higher by 1-15%		49.2%	61
Higher by 16-30%		16.9%	21
Higher by >30%		1.6%	2
Don't Know		8.9%	11
answered question			124
skipped question			22




10. Comparing 2008 to 2009, did the percentage of health care expenditures borne by the employee (higher share of premium, higher co-pay, increased share for medications, etc)

		Response Percent	Response Count
Decrease by 1-15%		1.6%	2
Stay about the same		37.9%	47
Increase by 1-15%		41.9%	52
Increase by 16-30%		9.7%	12
Increase by >30%		3.2%	4
Don't Know		5.6%	7
answered question			124
skipped question			22




11. As an employer, do you believe that your organization's insurance coverage benefits:

		Response Percent	Response Count
Adequately provide employees with sufficient coverage to maintain employee productivity		66.1%	80
Could be better with more benefits available to employees		26.4%	32
Requires the employer to bear too much expense with too many benefits mandated		7.4%	9
answered question			121
skipped question			25











12. How would you rate the health status of your employees compared to 5 years ago? (Subjective question – does not need to be based on empirical evidence)

		Response Percent	Response Count
Less healthy		21.0%	25
More healthy		39.5%	47
Same		39.5%	47
answered question			119
skipped question			27








13. Do you believe that employers have a responsibility to take an active role in improving the health status of their employees?

		Response Percent	Response Count
Yes		73.9%	88
No		17.6%	21
Not sure		8.4%	10
answered question			119
skipped question			27



14. Does your organization promote a healthy lifestyle as part of the corporate culture through (check all that apply):

		Response Percent	Response Count
Health education seminars/online learning options		47.8%	54
Free or discounted health club memberships for employees		29.2%	33
On-site weight loss programs (Weight Watchers, Transitions)		18.6%	21
On-site fitness center		19.5%	22
Healthy meal options in building/on campus		19.5%	22
Preventive counseling		30.1%	34
Support groups		16.8%	19
Wellness clinic		12.4%	14
Workplace Violence Awareness Program (Includes policies, education, safe practices within the work place, etc...)		32.7%	37
None of the above		36.3%	41
	Other (please specify)		26
answered question			113
skipped question			33












15. What prevents your organization from offering one or more of the health promotion activities listed above (check all that apply):

		Response Percent	Response Count
Limited budget dollars		78.6%	77
Limited staff resources		45.9%	45
Insufficient employee demand		23.5%	23
Liability concerns		11.2%	11
Building/facility not conducive/not big enough		30.6%	30
Insufficient incentives provided by insurers/government		17.3%	17
Not interested in providing unless mandated/required		6.1%	6
	Other (please specify)		14
answered question			98
skipped question			48




16. Does your organization offer an Employee Assistance Program?

		Response Percent	Response Count
Yes		55.6%	65
No		44.4%	52
answered question			117
skipped question			29



17. Which specific behaviors or diseases is your organization currently targeting among its employee population that it would like to positively impact (check all that apply)?

		Response Percent	Response Count
High blood pressure		34.7%	35
High cholesterol		27.7%	28
Weight loss		45.5%	46
Smoking cessation		49.5%	50
Coronary heart disease		22.8%	23
Stroke prevention		15.8%	16
Diabetes		28.7%	29
Asthma		9.9%	10
Depression		16.8%	17
Substance abuse		20.8%	21
None of the above		35.6%	36
	Other (please specify)		16
		answered question	101
		skipped question	45






18. Comparing 2009 to 2007, has your organization spent more or less staff time/budget resources in an effort to improve employee health?

		Response Percent	Response Count
More		40.5%	45
Less		6.3%	7
About the same		53.2%	59
		answered question	111
		skipped question	35







19. Comparing 2009 to 2007, has your organization documented any improvement in employee health?

		Response Percent	Response Count
No		79.1%	87
If Yes, please describe		20.9%	23
		answered question	110
		skipped question	36

20. Which health improvement activities/programs does your organization financially sponsor within its community (check all that apply)?

		Response Percent	Response Count
Walks		43.0%	43
Marathons/Triathlons		12.0%	12
Children's athletics		14.0%	14
Health fairs		40.0%	40
None		39.0%	39
	Other (please specify)		16
answered question			100
skipped question			46

21. Which infrastructure improvements does your organization financially sponsor to facilitate healthy activities (check all that apply)?

		Response Percent	Response Count
Walking trails		14.9%	15
Bike paths		9.9%	10
Parks		15.8%	16
Playground equipment		9.9%	10
Athletic complexes/Community recreation centers		16.8%	17
None		70.3%	71
	Other (please specify)		12
answered question			101
skipped question			45

22. In 2009, the amount of money your organization spent on sponsorship of community health improvement activities/programs or infrastructure improvements was approximately:

		Response Percent	Response Count
\$0 - \$10,000		74.2%	72
\$10,001 - \$50,000		12.4%	12
\$50,001 - \$100,000		4.1%	4
\$100,001 - \$500,000		4.1%	4
\$500,001 - \$1mil		4.1%	4
\$1mil		1.0%	1
answered question			97
skipped question			49






23. Do you believe your organization's community contributions are effective in improving community health?

		Response Percent	Response Count
Yes		47.2%	50
No		17.9%	19
Unsure – difficult to quantify		34.9%	37
answered question			106
skipped question			40














24. Which organizations in our community do you perceive as taking a leadership role in improving our overall health?

	Response Count
	71
answered question	71
skipped question	75

25. If ONE BAY: Healthy Communities were to focus on one priority area for improving community health, what do you think it should be:

		Response Percent	Response Count
Individual health behaviors (healthy eating, exercise, smoking cessation, etc)		34.6%	36
Disease prevention awareness (high blood pressure, high cholesterol as risk factors for stroke, heart disease, etc)		10.6%	11
Policy change (greater access to quality health care, insurance regulation, access to healthy food at lower prices, calorie listings on menus, etc)		26.9%	28
Community infrastructure improvements (safe well-lit walking/running paths, bike lanes, walkable communities, etc)		23.1%	24
None of the above		4.8%	5
	Other (please specify)		9
answered question			104
skipped question			42

26. In the next two years (by 2012), do you anticipate your organization will (check all that apply):

		Response Percent	Response Count
Offer health education seminars/online education options		47.2%	50
Offer free or discounted health club memberships for employees		26.4%	28
Offer on-site weight loss programs (Weight Watchers, Transitions)		18.9%	20
Provide on-site fitness center		15.1%	16
Offer healthy meal options in building/on campus		19.8%	21
Offer preventive counseling		27.4%	29
Offer support groups		17.9%	19
Provide a wellness clinic		13.2%	14
Offer programs targeting specific behaviors or diseases		40.6%	43
Increase staff time devoted to improving employee health		39.6%	42
Increase budget dollars to improving employee health		30.2%	32
Commit more budget dollars to community health programs/organizations		30.2%	32
None of the above		24.5%	26
	Other (please specify)		7
answered question			106
skipped question			40